



Open Archive Toulouse Archive Ouverte (OATAO)

OATAO is an open access repository that collects the work of Toulouse researchers and makes it freely available over the web where possible.

This is an author-deposited version published in: <http://oatao.univ-toulouse.fr/>
Eprints ID: 6239

To cite this document: Diana, Rémi and Lochin, Emmanuel *Modelling the Delay Distribution of Binary Spray and Wait Routing Protocol*. (2012) In: 6th IEEE WoWMoM Autonomic and Opportunistic Communications (AOC 2012), 25 Jun 2012, San Francisco, USA.

Any correspondence concerning this service should be sent to the repository administrator: staff-oatao@inp-toulouse.fr

Modelling the Delay Distribution of Binary Spray and Wait Routing Protocol

Rémi Diana^{1,2,3}, Emmanuel Lochin¹

¹Université de Toulouse, ISAE, TeSA, Toulouse, France

²Thales Alenia Space, Toulouse, France

³CNES Toulouse, France

Abstract—This article proposes a stochastic model to obtain the end-to-end delay law between two nodes of a Delay Tolerant Network (DTN). We focus on the commonly used Binary Spray and Wait (BSW) routing protocol and propose a model that can be applied to homogeneous or heterogeneous networks (i.e. when the inter-contact law parameter takes one or several values). To the best of our knowledge, this is the first model allowing to estimate the delay distribution of Binary Spray and Wait DTN protocol in heterogeneous networks. We first detail the model and propose a set of simulations to validate the theoretical results.

Index Terms—DTN routing, modelling, binary spray and wait

I. INTRODUCTION

Delay Tolerant Networks (DTN) is a concept initially created for interplanetary networks [6]. However, it also receives a great success for intermittently connected networks and particularly for opportunistic networks [5]. In these networks, a node can send data to another if they are within the transmission range of each other. Due to the dynamic character of these networks, there is no guarantee that a direct connected path from a given source to a given destination exists at any time. As a result, routing protocols using relay nodes and replication such as MaxProp [3], Spray and Wait [14], PRoPHET [13] and RAPID [2] have been proposed to increase the message delivery ratio over such intermittently connected networks.

The performance evaluation of such protocols in terms of message delivery ratio, end-to-end delay or throughput is a difficult task due to the complexity to drive mobile network simulations. Several efforts have been done in order to assess the performance of routing schemes with simulations. Today, The ONE simulator became a reference tool in this area [1]. Other approaches have proposed Markovian and ordinary differential equations (ODEs) models to study the performance of some basic routing protocols such as Epidemic, Epidemic limited, 2-hop routing and 2-hop limited routing protocols [16], [7], [11] while others focus on the resource constraints issues in these networks [17], [10]. However, none of these models consider both Binary Spray and Wait (BSW) routing protocol and different inter-contact law parameters (qualified in this study as heterogeneous case). As real cases are usually not homogeneous, it is important to handle this aspect.

In this paper, we introduce a Markovian model to obtain the end-to-end delay law and the average delivery ratio of an intermittently connected network. Compare to previous existing works, we propose to fill a gap by introducing a model

of the commonly-used Binary Spray and Wait routing protocol in both homogeneous and heterogeneous cases. Indeed, in most DTN routing studies, this protocol is used as a reference for comparison purpose as BSW has been proved to be optimal in a fully random network [14]. To the best of our knowledge this is the first model proposed to assess BSW performances. Section II-A presents and justifies the assumptions chosen and sums up the notations used inside this paper. In Section III, we first propose a BSW model for the homogeneous case. This model is then extended to handle heterogeneous networks in Section IV. In each section we provide examples to assess the consistency and efficiency of the developed model and compare the results obtained with The ONE simulator. Section VI concludes this work and details the future work.

II. ASSUMPTIONS AND NOTATIONS

Before presenting the assumptions used to build our model, we first recall how the BSW routing protocol operates.

The source node of a message initially starts with a fixed number of copies denoted L . This number is called the replication factor. Then, the spray phase is directed by the following rule: any node that has strictly more than one message copy (source or relay) gives half of its copies to the first node (without copies) encountered. If the number of copies is odd the floor value is taken. When a node has only one copy, it switches to the wait phase and can give its remaining copy only to the destination.

A. Assumptions

Our model is based on two main assumptions:

- 1) the model does not consider buffer constraints (i.e. losses resulting from congestion) and losses due to link failure. That means that we model a case where each contact is long enough to send and/or receive all required messages. Note that the case of congestion is discussed later in Section VI;
- 2) we consider all inter-contact laws as exponential. Following [9], the authors show that the time scale of interest for opportunistic forwarding may be of the same order as the characteristic time, and thus the exponential tail is important. As a result, the exponential distribution of inter-contact is meaningful and justifies a Markovian model. In this paper, the authors also claim that the choice of a power law (as proposed in [4]) in these cases

leads to pessimistic results. The use of exponential laws is justified, however it would be interesting to qualify and quantify the error done with such an assumption in a case of network characterized by different inter-contact laws. This aspect will be detailed in a future work but a first evaluation is presented in section V

B. Notations

We consider a network with N nodes, denoted n_i , $i \in \{1, \dots, N\}$. $\forall (i, j) \in \{1, \dots, N\}^2$, $i \neq j$, the inter-contact law between n_i and n_j is an exponential law of parameter $\lambda_{i,j} = \lambda_{j,i}$. In our study, we also consider homogeneous networks that means $\forall (i, j) \in \{1, \dots, N\}^2$, $i \neq j$, $\lambda_{i,j} = \lambda$. Thus, there is only one parameter: λ . Notations are summed up in Table I.

TABLE I
NOTATIONS USED FOR HOMOGENEOUS AND HETEROGENEOUS MODELS.

Notation	Definition
N	amount of nodes in the network
i	index of nodes
n_i	i^{th} node of the network
$\lambda_{i,j}$	parameter of the exponential inter-contact law between n_i and n_j
λ	parameter of inter-contact laws for homogeneous networks
$L = 2^k$	replication factor of BSW routing protocol

III. MODEL OF BINARY SPRAY AND WAIT ROUTING PROTOCOL FOR HOMOGENEOUS NETWORK

The model is done in two parts. First, we build a Markov chain representing the dissemination of copies in the network with an absorbing state corresponding to the delivery of the message. Then, we apply the first hitting time theorem [12] between the initial state representing the creation of the message by the source and the absorbing state. This theorem gives the distribution of time needed to reach the absorbing state starting from the first state. In other words, this corresponds to the end-to-end delay between a given source and destination. The main issue is to create a Markov chain that represents the BSW routing protocol.

In the following, we consider that each node can be in contact with all other nodes with an identical inter-contact law parameter. We qualify this network as homogeneous.

A. Markov Chain for homogeneous cases

We define a state of the Markov chain as a possible repartition of messages in the network. For example, a possible repartition for a replication factor of 8 can be: one node with 4 copies, one node with 2 copies and two nodes with 1 copy. In order to ease the writing, we consider that the number of replicates is a power of two, 2^k . However, the methodology described in the rest of the paper is easily adaptable to any replication factor L .

Theorem III.1 Number of states in the Markov Chain

In a N -node homogeneous DTN, using Binary Spray and Wait routing protocol with a replication factor $L = 2^k$, the number of states is:

$$N_{states} = \beta(k) + 1$$

with $\beta(k)$ the number of partitions of 2^k into powers of 2.

Proof: A state corresponds to a particular repartition of copies into the network. A forwarding node, according to BSW protocol, gives half of its copies until it finally gets only one. Thus, each node can have a number of copy in $\{1, 2, \dots, 2^k\}$. Moreover, we do not need to discriminate the nodes between them since we consider an homogeneous network. Thus, the number of different possible repartition is the number of partitions of 2^k into powers of 2 denoted $\beta(k)$. As we focus on the delay of the first copy reaching the destination, we add an absorbing state which represents the final delivery of the copy of a message. Thus, the number of states is $\beta(k) + 1$. ■

We provide in Table II the number of states for different values of L . We remark that these results are true for $L < N$.

TABLE II
VALUE OF β SEQUENCE AS A FUNCTION OF L

L	$\beta(k)$	L	$\beta(k)$
2	2	16	36
4	4	32	202
8	10	64	1828

We have computed the number of states in the Markov chain. We now have to detail how to compute the transition parameters.

1) *Minimum of n exponential laws (Common probabilistic result):*

Let $\{X_i\}_{i \in \{1, \dots, n\}}$ be n random variables following exponential laws of respective parameter λ_{X_i} .

Let $Z = \text{Min}_{i \in \{1, \dots, n\}} X_i$. Then, Z is a random variable following an exponential law of parameter:

$$\lambda_Z = \sum_{i=1}^n \lambda_{X_i}$$

2) *Transitions in Markov chain:*

There is two type of transitions:

- transition from one state to the absorbing state;
- transition from one state to another one.

The expression of the transition parameter between one state and the absorbing state depends on the number of nodes that have a copy of the message. We denote this number: n_p . Each of these n_p nodes can join the destination. The destination is reached as soon as one of these n_p nodes is in contact with it. Thus, the law of the transition is given by the minimum of n_p exponential laws of parameter λ which is $n_p \lambda$. We can differentiate two cases: either the source can be in contact with the destination (WDC: with direct contact) or can not (NDC: no direct contact). Nevertheless, as the source always keeps at least one copy of the message, the transition parameter can be written as follows: $n_p \lambda$, WDC or $(n_p - 1) \lambda$, NDC.

To compute a normal transition, we first have to focus on the partition. Indeed, copies repartition corresponds to:

$$L = 2^k = \sum_{j=0}^k a_j 2^j$$

where a_j represents the number of nodes that have 2^j copies of the message. This partition can also be written as a vector:

$$(a_j)_{j \in \{0, \dots, k\}}$$

We consider $(a_j)_{j \in \{0, \dots, k\}}$ and $(b_j)_{j \in \{0, \dots, k\}}$ two repartitions of copies, respectively of states A and B. We suppose that the transition from A to B is done when a node with 2^m copies is in contact with a node with no copies. The relationship between A and B can be written as follows:

$$b_m = a_m - 1 \text{ and } b_{m-1} = a_m + 2, m \in \{1, \dots, n\}$$

with $m \geq 1$ since a node with one copy can forward this last remaining copy only to the destination. Keeping the previous notations, we can express n_p (the number of node that have a copy of the message) as follows:

$$n_p = \sum_{j=0}^k a_j$$

The transition between states A and B is done because a node with 2^m copies gives to another node 2^{m-1} copies. This node can give these copies to $N - n_p - 1$ different nodes since we do not consider the destination (represented by a particular state in the chain). In practice, it gives these copies to the first one met. Thus, the law of the transition corresponds to the minimum of $N - n_p - 1$ exponential laws of parameter λ . Moreover, to make the transition from A to B, only one node among a_m nodes must give half of its copies. Thus, the law of the transition corresponds to the minimum of $a_m(N - n_p - 1)$ exponential laws of parameter λ . As a consequence the transition parameter is $a_m(N - n_p - 1)\lambda$.

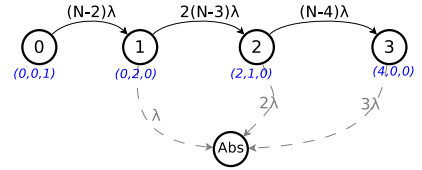
All transitions parameters have to be positive. If $L \geq N$, some states are unreachable, become senseless and should be removed.

The Markov chain is now built and complete since we have the number of states in the chain and the literal expression of all transitions. The second phase consists in applying the first hitting time theorem [12] between the initial state (where the source has all the message copies) and the absorbing state (corresponding to the delivery of the message) in order to obtain the delay distribution law.

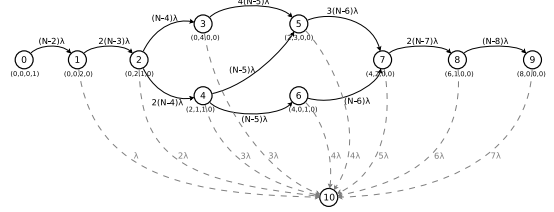
B. Practical examples and simulations

In this section, we give a representation of some Markov chains. We present complete Markov chains for $L = 4$ (Figure 1(a)), $L = 8$ (Figure 1(b)) and $L = 16$ (Figure 2). These three chains correspond to NDC cases. This means there is no transition between the first state and the absorbing state.

We use previous Markov chains definition to validate our model for different values of L and N . Table III summarizes the different cases evaluated and gives the main network parameters.



(a) BSW with $L=4$, homogeneous case



(b) BSW with $L=8$, homogeneous case

Fig. 1. Example of Markov Chains for homogeneous network with $L = 4$ and $L = 8$ (the corresponding repartition is indicated inside the states)

TABLE III
THE DIFFERENT CASES SIMULATED AND COMPARED TO THE ANALYTICAL RESULTS OBTAINED WITH THE MODEL.

Case	L	N	λ
#1	4	6	50
#2	4	20	200
#3	8	20	200
#4	16	20	200

We use The ONE simulator [1] to perform our simulations. To evaluate D , the random variable corresponding to the end-to-end delay of messages, we first create a contact trace file of several millions of seconds following the given inter-contact law parameters. Using this file, the simulation consists in sending N_e messages by the source. Once a message is created, the diffusion process starts. The messages generation is sufficiently spaced to ensure that each message transmitted from a source to a destination is an independent event. In practice, to ensure the observation of N_e independent events of the random variable D , we set a sending delay between two messages greater than $\frac{1}{\lambda}$. In all our cases, this permits to accurately evaluate the distribution of D . However, it is easy to increment the accuracy of this evaluation by increasing the number of observed events. In our experiments, N_e is ranging from 2000 to 10000.

Theoretical results have been obtained using Matlab. Figure 3 presents both simulation and theoretical results for the four cases described in Table III. This figure gives the results for a 20-node network with a replication factor ranging from 4 to 16. We observe that the results obtained by our model correctly fits the corresponding simulation.

Following these results, we now propose to extend this model to the heterogeneous case.

IV. EXTENSION OF BSW MODEL TO HETEROGENEOUS NETWORKS

As explained in Section III, in a homogeneous network, there is no discrimination between nodes with a given number of copies. If two nodes have x copies of a message, it does not matter to distinguish them as this is not taken into account

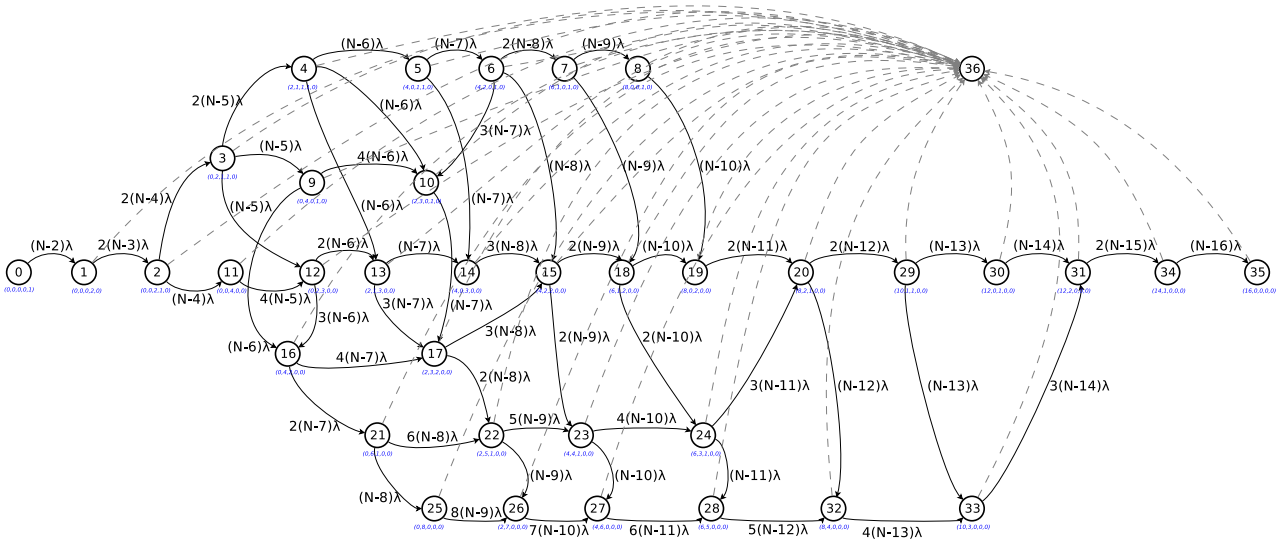


Fig. 2. Example of Markov Chain for homogeneous network with $L = 16$ (the corresponding repartition is indicated inside the states)

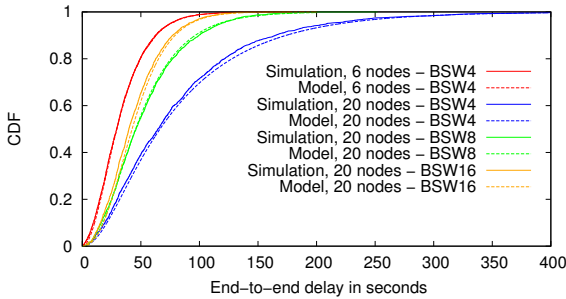


Fig. 3. Comparison of the results obtained by simulation and our model in different cases for homogeneous network.

for the computation of the transition in the Markov chain. On the contrary, in a heterogeneous network, we need to distinguish nodes to compute the transitions as each pair of nodes can have a different inter-contact law parameter. Indeed, the problem is to integrate the node discrimination in the representation of copies repartition. Obviously, this integration leads to an increase in the number of states in the Markov chain and is dependant on N . However, this model allows to assess the delay distribution of BSW routing protocol in any intermittently connected networks where nodes have contacts only with a subset of other nodes.

A. Markov Chain for heterogeneous cases

This new Markov chain can be seen as a generalization of the previous one proposed for homogeneous case. Instead of a vector used to represent the copies repartition, we now use a matrix. Basically, each line of this matrix represents a node of the network and each column represents a number of copies in the same way as the vector in the previous part. We denote $R = (r_{i,j})_{1 \leq i \leq N-1; 1 \leq j \leq k+1}$ the copies repartition. R has only $N - 1$ lines as the destination is not considered in the repartition. If we consider a vector V defined as follows: $V = (v_i)_{1 \leq i \leq k+1}$ with $v_i = \sum_{m=1}^{N-1} r_{m,i}$, it can be seen as the corresponding repartition of copies in

the homogeneous case. As a result, the heterogeneous Markov chain corresponds to an extension of the homogeneous one which consists in splitting homogeneous states in several part to allow nodes discrimination. Transitions from one given state to the absorbing state are computed in the same way as in the homogeneous case while no computation is needed for the other transitions.

The number of links denoted n_l , that starts from a given state in the heterogeneous case is equal to:

$$\sum_{j=1}^k (N - 1 - n_p) n_r(j)$$

with n_p the number of relays that have a copy and $n_r(j)$ the number of relays that have 2^j copies. The exact number of states, which is not trivial to obtain, is computed with Matlab. To illustrate how the problem is finally solved, we give an example of the Markov chain obtained for the case $N = 5$ and $L = 2^2$ in Figure 4 with direct contact. As a potential

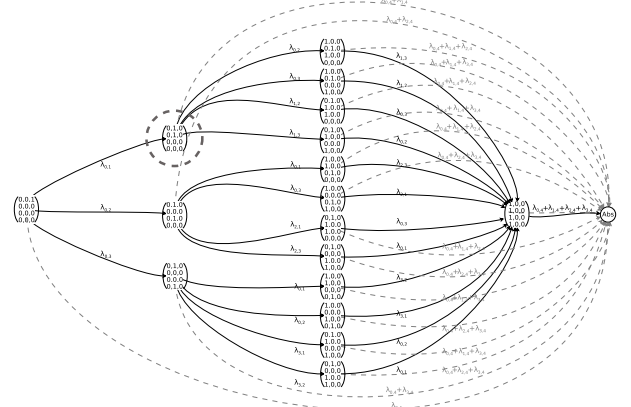


Fig. 4. A practical example of chain building in an heterogeneous case. The circled state corresponds to a repartition in which nodes #1 (source) and #2 have 2 copies, and nodes #3, #4 and #5 (destination) have no copy

application example of the previous formula, we consider the

second state of the chain (circled in Figure 4). There is only one kind of transition which is a transition from a node with two copies ($n_r(2) = 0$). Here, $n_p = 2$, $n_r(1) = 2$ so $n_l = 4$. This means that this particular state generates four different other states (as shown in Figure 4).

In the case of $L = 4$, we can give a literal expression of the number of states in the chain based on Figure 4. Each level in the chain corresponds to the number of nodes that have a message. A state of the second level is a state where the source has two copies and one node among the $N - 2$ remaining nodes. There is $\binom{N-2}{1}$ different possible states. A state of the third level is a state where a node has two copies and two nodes have one copy. Thus, there is $(N - 1) \cdot \binom{N-2}{2}$ different possible states. A state of the last level is a state where four nodes have one copy, but in all states the source will have one copy. There is $\binom{N-2}{3}$ different states for this last level. Finally, for $L = 4$, the number of states is given by:

$$2 + \frac{N-2}{6}(6 + (N-3)(4N-7)) \quad (1)$$

Note that if some nodes are never in contact, some transitions are not possible and some states are unreachable.

For $N = 5$ or $N = 10$ the chain has respectively 18 or 318 states. We observe that this number fastly increases as a function of N . This trend will be even more significant when L also increases. However, in a heterogeneous case which fairly represent a real case, many transitions will be null since some nodes will never meet some other ones. As a result, the matrix that represents the Markov chain has a large dimension but remains very sparse and can be computed.

We have developed an algorithm to compute the states and the transitions between them.

B. Practical example of heterogeneous cases

In this section, we present three experiments with heterogeneous networks.

1) *Case #1*: In this first example, we take a simple network composed by five nodes with $L = 4$. We also set $\lambda_{1,2} = \lambda_1$, $\lambda_{1,3} = \lambda_2$, $\lambda_{1,4} = \lambda_3$. All other parameters are equal to λ and we suppose there is no direct contact. The Markov chain is the same that the one presented in Figure 4 with these corresponding values of $\lambda_{i,j}$

We compare both simulation and theoretical results obtained with this model. For the experiment, we choose $\lambda_1 = 100$, $\lambda_2 = 200$, $\lambda_3 = 500$ and $\lambda = 200$. Simulation are driven as explained in Section III-B except that we choose a delay between two messages at least as long as the largest parameter of the inter-contact laws. Results are presented in Figure 5.

2) *Case #2*: In this second heterogeneous case, we approach a more realistic scenario. Indeed, we choose a set of 12 nodes. Each node has an immediate number of neighbours (called *diversity* in the following) ranging from 2 to 8. The parameter of each inter-contact law is randomly set between 200 and 1200 seconds. The chosen network is the sub-network made of the 12 first nodes of the 20-node network presented in Figure 6. We compare the theoretical and simulated end-to-end delay distributions for $L = 4$ and $L = 8$. Results are presented in Figure 7.

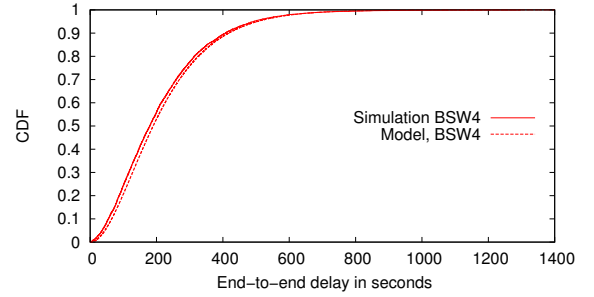


Fig. 5. Results obtained with case #1.

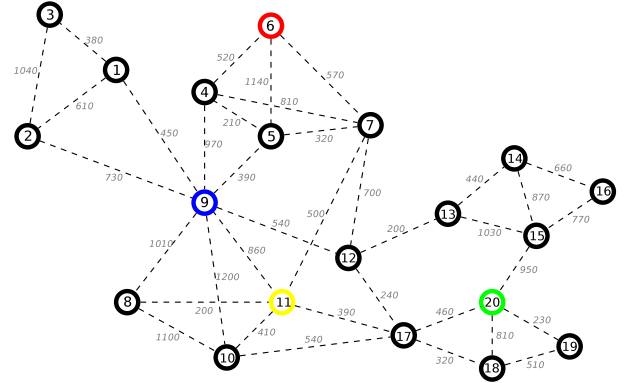


Fig. 6. 20-node network representation.

3) *Case #3*: This last heterogeneous case considers the whole 20-node network presented in Figure 6. Each node still has a diversity ranging from 2 to 8 and inter-contact law parameter is also represented in Figure 6. We compare theoretical and simulation results of end-to-end delay distribution for $L = 4$ and $L = 8$ in this case.

Figure 7 presents the results for both cases (i.e. cases #2 and #3). Solid lines correspond to simulation results while dotted lines to the theoretical ones. We observe that the results obtained by our model fairly fit those obtained by simulation. Moreover, the third case illustrates that the model also captures the fact that the delivery ratio does not always reach 100%. Indeed, the average delivery ratio in the third case is 18% for $L = 4$ and 57% for $L = 8$ which is accurately captured by the model.

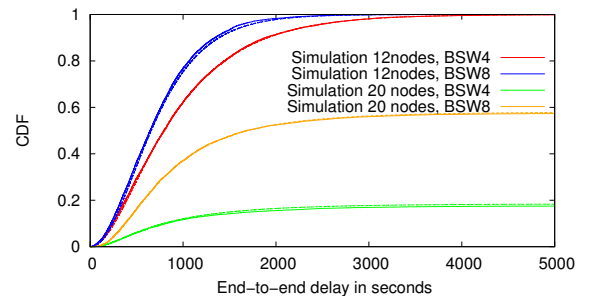


Fig. 7. Results obtained for cases #2 and #3.

V. APPLICATION IN A REALISTIC CONTEXT

In this part, we validate our model and evaluate its accuracy in a realistic context using real life connection traces. We chose Rollernet trace [15], and used a subset of 11 nodes that corresponds to a group of friends as explained by the authors. The trace is not long enough to have perfect statistical results. Indeed, for some pairs it only contains 5 inter-contact values which is not enough to accurately infer a law. However, it remains a good context for a first evaluation. This trace presents two kinds of inter-contact laws. For some pairs, inter-contact laws are in two parts; a first part evolving in an exponential way and a second part evolving more slowly corresponding to some very long inter-contacts. For other pairs, inter-contact laws are roughly exponential. In the model, we adjust exponential law parameters $(\lambda_{i,j})$ to fit as closely as possible the inter-contact values of the trace. To avoid optimistic results, we use weighted regressions that give a more important weight to high inter-contact values. Thus, we have pessimistic results in terms of short inter-contacts and as a consequence in terms of short end-to-end delays. This is visible on Figure 8 where we notice that theoretical results are below simulation results for short end-to-end delays.

Simulations have been driven with The ONE for a replication factor of 2 and 4. We simulate the sending of 100 messages from a source to a destination. We can not send more messages if we want to keep the independent aspect of message sending times because of the trace length. Although we do not present all our results here, there is no particular differences according to the choice of source and destination as there is no specific node in the set of chosen nodes.

A second aspect raised by Figure 8 is the global closeness between the model and the simulations. In spite of law characteristics approximation and short sample size, our model gives a good approximation of the simulated results.

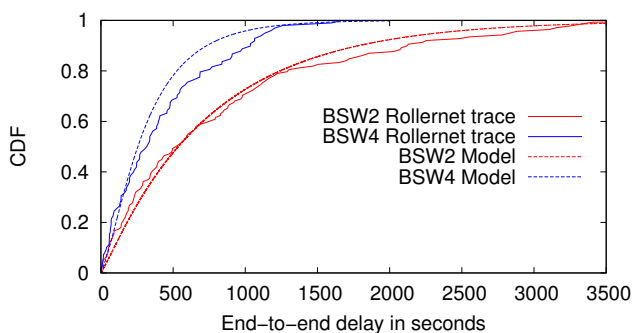


Fig. 8. Comparison between simulation and model on rollernet traces

VI. DISCUSSION AND CONCLUSION

In this article, we have proposed a model to assess the end-to-end delay in an intermittently connected network using Binary Spray and Wait routing protocol. Under the assumption of an exponential inter-contact time distribution, we give a Markov chain that represents the diffusion of message copies in the network. This representation allows to obtain the end-to-end delay D , as the solution function to the first hitting

time theorem. The extended version of this model allows to deal with the case of heterogeneous networks. As explained in Section IV, we give the rules to build a Markov chain using a contact matrix of the network. The end-to-end delay D remains the solution of the first hitting time theorem. We drive a set of simulations that confirm the accuracy of the model. We also verified the accuracy of our model on more realistic cases, both a 12-node and 20-node heterogeneous networks and on the Rollernet case detailed in section V. In a future work, we expect to drive several experiments to assess the exact cost in terms of computation. Moreover, we currently work on the scale problem explained in Section IV that appears with large values of L in heterogeneous cases. We expect to find a mathematical simplification to ease the computation to enable application of our model on bigger networks. Finally, we are now investigating the use of VACCINE [8] inside the model in order to determine an average amount of buffer occupancy and an achievable throughput. We also investigate models for different routing algorithms.

VII. ACKNOWLEDGEMENTS

This study has been supported by funding from CNES and Thales Alenia Space.

REFERENCES

- [1] The ONE simulator for DTN protocol evaluation. In *ICST SimuTool*, 2009.
- [2] A. Balasubramanian, B. Levine, and A. Venkataramani. DTN routing as a resource allocation problem. *SIGCOMM*, 2007.
- [3] J. Burgess, B. Gallagher, D. Jensen, and B. Levine. Maxprop: Routing for vehicle-based disruption-tolerant networks. In *IEEE INFOCOM*, 2006.
- [4] A. Chaintreau, P. Hui, J. Crowcroft, C. Diot, R. Gass, and J. Scott. Impact of human mobility on the design of opportunistic forwarding algorithms. In *IEEE INFOCOM*, 2006.
- [5] J. Crowcroft, E. Yoneki, P. Hui, and T. Henderson. Promoting tolerance for delay tolerant network research. *SIGCOMM*, 2008.
- [6] V. Cerf et. al. Interplanetary internet (IPN): Architectural definition, 2001. <http://www.ipnsig.org/reports/memo-ipnrg-arch-00.pdf>.
- [7] R. Groenevelt, P. Nain, and G. Koole. The message delay in mobile ad hoc networks. *Performance Evaluation*, 2005.
- [8] Z. J. Haas and T. Small. A new networking model for biological applications of ad hoc sensor networks. *IEEE/ACM Trans. Netw.*, February 2006.
- [9] T. Karagiannis, J.Y Le Boudec, and M. Vojnović. Power law and exponential decay of inter contact times between mobile devices. *ACM MobiCom*, 2007.
- [10] Y. Li, P. Hui, D. Jin, L. Su, and L. Zeng. Performance evaluation of routing schemes for energy-constrained delay tolerant networks. In *IEEE ICC*, 2011.
- [11] T. Matsuda and T. Takine. (p,q)-epidemic routing for sparsely populated mobile ad hoc networks. *Journal on Selected Areas in Communications*, 2008.
- [12] J. Norris. *Markov Chains*. Cambridge University Press, 1997.
- [13] L. Pelusi, A. Passarella, and M. Conti. Opportunistic networking: data forwarding in disconnected mobile ad hoc networks. *IEEE Communications Magazine*, 2006.
- [14] T. Spyropoulos, K. Psounis, and C. S. Raghavendra. Spray and wait: An efficient routing scheme for intermittently connected mobile networks. *ACM SIGCOMM WDTN*, 2005.
- [15] P. Tournoux, J. Leguay, F. Benbadis, J. Whitbeck, V. Conan, and M. Dias de Amorim. Density-aware routing in highly dynamic dtns: The rollernet case. *IEEE Trans. Mob. Comput.*, 2011.
- [16] X. Zhang, G. Neglia, J. Kurose, and D. Towsley. Performance modeling of epidemic routing. *Elsevier Computer Networks*, 2007.
- [17] X. Zhang, H. Zhang, and Y. Gu. Impact of source counter on DTN routing control under resource constraints. In *ACM MobiOpp*, 2010.